




Space Requirement Reference

Number of Livestock per Scale

Unsure of which livestock scale is best for your operation?

Reference the table below to view how many animals can be weighed at one time per square foot on each livestock scale. This information will help increase scale efficiency to ensure you select the best scale for your operation and get the most out of your investment.

														
			Feeder Cattle		Fat Cattle		Holstein	Feeder Pigs			Market Hogs		Sheep	
Weight (lbs/per)			500	700	1,000	1,200	1,400	40	50	60	240	265	80	120
Approximate Sq. Ft / Head			5	7	12	14	16	1.2	1.4	1.6	3.7	3.85	2.5	3.2
Model	Scale Size (ft)	Scale (sq. ft)	Approximate Number of Livestock per Scale											
MAS-M	13 x 8	84	17	12	7	6	5	70	60	53	23	22	34	26
	18 x 8	126	25	18	11	9	8	105	90	79	34	33	50	39
MAS-P	13 x 8	84	17	12	7	6	5	70	60	53	23	22	34	26
	18 x 8	126	23	18	11	9	8	105	90	79	34	33	50	39
MAS-LC	13 x 8	78	16	11	7	6	5	65	56	49	21	20	31	24
	15 x 8	91	18	13	8	7	6	76	65	57	25	24	36	28
	17 x 8	104	21	15	9	7	7	87	74	65	28	27	42	33
	19 x 8	117	23	17	10	8	7	98	84	73	32	30	47	37
	22 x 8	133	27	19	11	10	8	111	95	83	36	35	53	42
	22 x 10	184	37	26	15	13	12	153	131	115	50	48	74	58
MAS-LM	13 x 9	78	16	11	7	6	5	65	56	49	21	20	31	24
	15 x 9	91	18	13	8	7	6	76	65	57	25	24	36	28
	16 x 9	104	21	15	9	7	7	87	74	65	28	27	42	33
	19 x 9	117	23	17	10	8	7	98	84	73	32	30	47	37

*Numbers in this chart are for reference only.