


# SURVIVOR<sup>®</sup>

LV Livestock Ring Scale



*Drawing is a representation  
of 163476 LV scale*

**RICE LAKE<sup>®</sup>**  
WEIGHING SYSTEMS

800-472-6703  
[www.ricelake.com](http://www.ricelake.com)

# SURVIVOR<sup>®</sup>

## LV Livestock Ring Scale



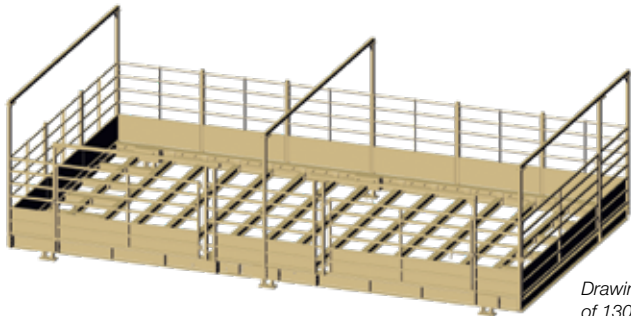
Designed to provide reliable performance under the most demanding conditions, SURVIVOR<sup>®</sup> livestock scales are built with more structural steel, a superior support structure and innovative design features that provide consistent accuracy, less downtime and a longer scale life.

The LV livestock ring scale delivers a total system for use in new or existing livestock barns or processing plants. Each NTEP Certified, Legal for Trade scale is custom built to fit the exact specifications and requirements for each application.

### Built Tough, Start to Finish

Exclusive five step process for maximum corrosion protection

1. Centrifugal abrasive blast cleaning removes mill scale and surface imperfections
2. A thorough cleaning process prepares deck for maximum adhesion of coating applications
3. High-solids urethane primer is applied to steel surfaces
4. Specialized high-solids urethane paint completes finish
5. Asphalt emulsion undercoating applied to all non-visible steel



*Drawing is a representation of 130048 LV scale*

### Standard Features

- Standard Features
- Platform lengths up to 40 ft
- Platform widths up to 22.8 ft
- NTEP Certified, COC #98-010
- 50,000lb capacity load cells and pre-assembled G-Force™ mounts
- 50,000lb capacity in 5lb increments
- 70,000lb capacity in 10lb increments with dual range indicator


### Additional Options

- Additional Options
- Fit existing foundations
- Custom shapes

### Specifications

- Load Cell Capacity: 25,000lb
- Full Scale Capacity: 30,000lb capacity (x 5lb)  
70,000lb capacity (x 10lb)

### G-Force™ Self-checking Mounting System



This exclusive design sets an entirely new standard for performance, efficiency and durability. The G-Force mount system eliminates excess movement and scale wear by using 100 percent of the gravitational force from the loading action against itself—instantaneously returning the scale to center without check rods or bumper bolts. The result is faster processing, consistent accuracy and less maintenance.

### TuffSeal® Junction Box Protects Circuitry

The rugged TuffSeal junction boxes are specifically designed to protect circuitry from damage caused by moisture. The unique enclosure design inhibits moisture ingress and a Gore™ protective vent helps equalize the pressure inside the enclosure, which can be caused by sudden temperature or environmental changes.

Your Rice Lake Weighing Systems distributor is:

**RICE LAKE<sup>®</sup>**  
WEIGHING SYSTEMS

230 W. Coleman St. • Rice Lake, WI 54868 • USA  
TEL: 715-234-9171 • FAX: 715-234-6967 • [www.ricelake.com](http://www.ricelake.com)

An ISO 9001 registered company © 2019 Rice Lake Weighing Systems PN 172722 09/19  
Specifications subject to change without notice.