

Livestock Weighing Buyer's Guide

CHOOSE THE BEST LIVESTOCK SCALE FOR ALL
YOUR ANIMAL WEIGHING NEEDS



RICE LAKE[®]
WEIGHING SYSTEMS

800-472-6703

www.ricelake.com

Benefits of Owning a Rice Lake Livestock Scale

With the proven reputation of turning investment into profit, Rice Lake Weighing Systems' livestock scales can make a measurable difference in your farm or ranch.

Combine the most durable weighbridge design with full NTEP and Measurement Canada, Legal for Trade approval, and Rice Lake livestock scales are ready to maximize your investment—all while keeping safety, quality and performance in the forefront.

There are many types of livestock scales to consider and they vary based on application requirements. Whether you are planning to sell cattle or simply monitor their health, this guide can help you choose the scale that best fits your needs.



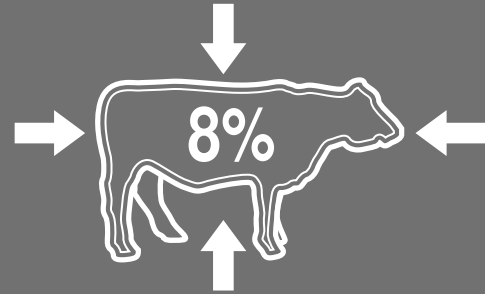
Determine the best livestock scale for your application by exploring your livestock weighing goals.

Before purchasing a livestock scale, consider the following:

SHRINK LOSS

1


Minimizing shrink is a major factor in stretching profit. When transporting livestock, consider the amount of weight the animal will lose on their way to the destination.



ANIMAL WELFARE

2


Having a scale on site is beneficial to keeping animals healthy. An easily accessible scale can monitor any abnormal fluctuations in animal weight. When an animal is sick, the vet can visit you onsite and capture an accurate weight, putting less stress on the animal by avoiding excess travel.



SCALE SIZE

3

It is important to know if you need a scale that can weigh a single animal or multiple animals at a time.



CERTIFICATIONS AND REGULATIONS

4

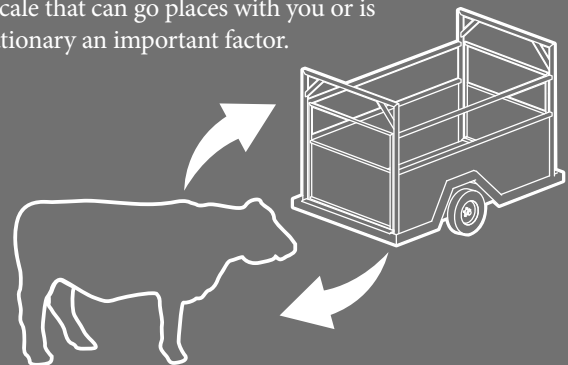
To legally sell livestock, the scale needs to be Legal for Trade and have NTEP Certification or Measurement Canada Approval. If a scale is being used only to monitor the health of the livestock, then Legal for Trade approval may not be needed.



MOBILITY

5

A mobile and portable scale can be transported to the animal's location, while a stationary scale requires the animals to be transported to the permanent location. Determining if you need a scale that can go places with you or is stationary an important factor.



Stationary Scale Models

A stationary livestock scale is permanently installed on a concrete foundation and is best for weighing animals at a central location. This can be beneficial to monitor the health of your livestock.



MAS-LC

STATIONARY LIVESTOCK SCALE

The MAS-LC provides reliable, accurate weighing for ranchers and processors that prefer a load cell based weighing system.

** Shown with optional indicator box and pedestal*



MAS-LM

MECHANICAL STATIONARY LIVESTOCK SCALE

The MAS-LM provides the same accurate weighing but for ranchers and processors that prefer an electro-mechanical pipe lever weighing system.



SAS

SINGLE ANIMAL SCALE

The SAS single animal scale is Rice Lake's heavy duty answer for livestock weighing environments that feature single animal weighing.

** Shown with optional indicator box*



ROUGHDECK® SLV

ANIMAL LIVESTOCK SCALE

The SLV offers the durable features of a RoughDeck floor scale modified to meet the demands of livestock weighing.

MAS-LC DESIGN SHOWN

A scale's strength and reliability are about more than just design. A high-quality livestock scale must also be manufactured by specially trained welders and fabricators who use cutting-edge techniques. Each Rice Lake Livestock scale is manufactured by highly skilled individuals who complete a comprehensive 480-hour, 12-week fabrication training program before they begin working on scale construction. This training program is required for all Rice Lake fabricators regardless of previous experience. This ensures your livestock scale is manufactured by only the best fabricators.

EXTRA TALL SIDE PANNELS

Keep animals calm as they move through the weighing process

SILICONE BUFFER

Reduce noise and vibrations for animal welfare considerations

REVERSABLE GATE

Swinging gate that opens left or right. Pull cord opening latch for operation on either end of the scale gate.

ADJUSTABLE KICK PLATE

Ensure animal safety by preventing their hooves being trapped under a gate's open area.

FIBERGLASS JUNCTION BOX

Create easy exterior access

SIDE MOUNTED LOAD CELLS

Provide ease of access and serviceability

CABLE CONDUIT


Cables run through scale conduit for rodent protection

REMOVABLE FLOORING HOLD DOWNS


Make changing out sections of flooring easy and allow access below the scale for maintenance and cleanout

FLOORING

Choose from either X-Lug or X-Plank rubber flooring made from recycled materials which makes it eco-friendly and superior to wooden decks that can rot and harbor bacteria



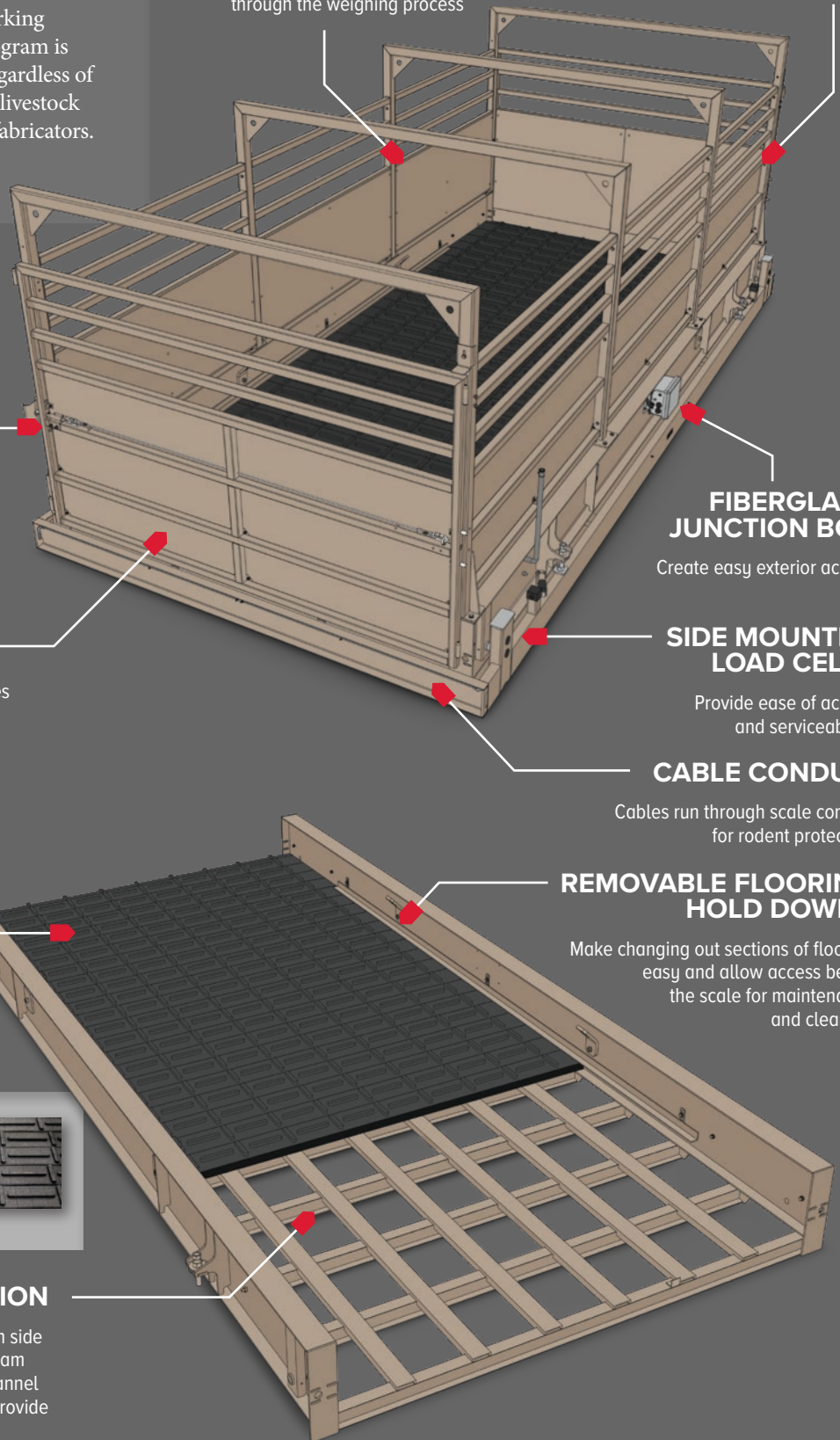
X-Lug



X-Plank

WEIGHBRIDGE CONSTRUCTION

Reinforced wide-flanged I-beams make up each side of the weighbridge. Additional wide-flange I-beam cross members topped with heavy gauge C-channel steel stand up to constant heavy loading and provide superior strength and longevity.



Mobile / Portable Weighbridges

A mobile livestock scale with wheels is an efficient way to transport the scale to your livestock by simply attaching it to the hitch of a vehicle. A portable livestock scale is similar to a mobile scale, but it must be loaded onto a trailer and then transported to the livestock.



MAS-M

MOBILE GROUP LIVESTOCK SCALE

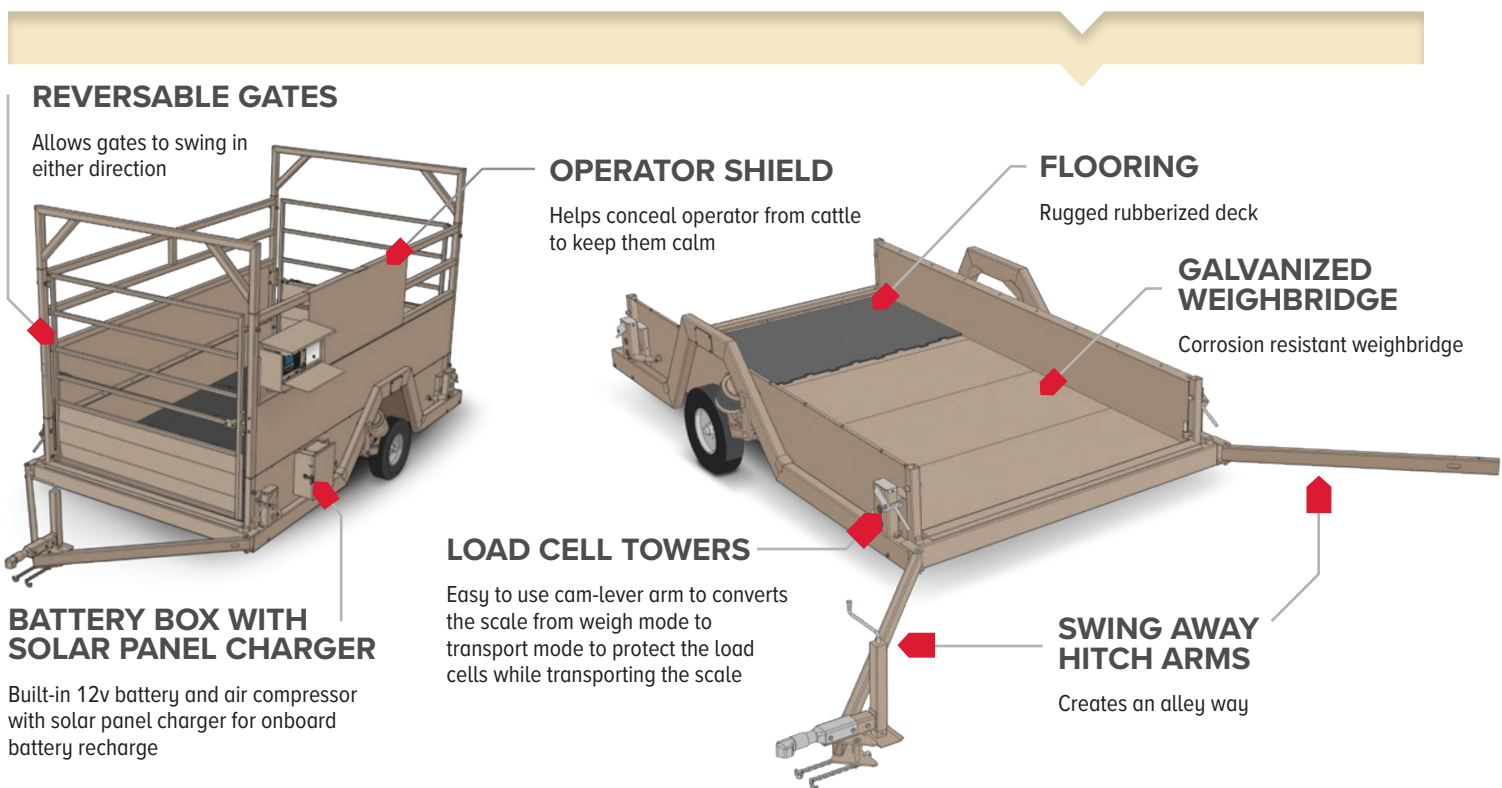
Rice Lake's mobile design incorporates a low-profile weighing platform to enable faster and easier multi-site livestock weighing. This scale is available in two sizes: 13' L x 8' W (single axle) and 18' L x 8' W (tandem axle). Provides Legal for Trade measurements even when the scale is placed off-level by up to three degrees (or 6% grade).



MAS-P

PORTABLE GROUP LIVESTOCK SCALE

The MAS-P's design has a suspension lockdown feature to prevent cage movement during transportation. It is suspended on load cells at four points within a portable base frame. This scale has a low deck height of only six inches and can be used on any firm surface with up to a 6% grade.



MAS-M MOBILE GROUP LIVESTOCK SCALE



Livestock Weighing Buyer's Guide

CHOOSE THE BEST LIVESTOCK SCALE FOR ALL YOUR ANIMAL WEIGHING NEEDS

Calibration and Maintenance

Maintaining your scale is essential to ensure its accuracy. It is necessary to work with a state-licensed scale service company to ensure the scale is in proper operating condition for fair market pricing based on animal weight. Most Legal for Trade scales must be calibrated at least once every year, but different regions may require more frequent calibrations.

It is also important to maintain the scale's condition while it is in use to help ensure accuracy. After each weigh-in is complete, and before the next animal is led onto the weighing platform, verify that the scale has returned to zero. A scale that does not return to zero will not provide accurate weight and may need to be re-calibrated.

By working with an extensive certified dealer network, Rice Lake can help ensure your livestock scale is professionally installed by licensed scale technicians. Rice Lake also has a nationwide dealer network that can help provide support at any time.

Additional Products to Consider



RICE LAKE FARM BARS

These heavy-duty, electronic load cell scales can be mounted under most cattle squeeze chutes, hog crates, feed hoppers and custom platforms.

SURVIVOR® LV LIVESTOCK RING SCALE

The LV livestock ring scale delivers a total system for use in new or existing livestock barns or processing plants. Each NTEP Certified, Legal for Trade scale is custom built to fit the exact specifications and requirements for your application.

Indicators/Weigh Centers

Pair your scale with an indicator or weigh center that was designed for livestock weight data.

Our weight indicators show current weighment, last weighment and total weighments. They are beneficial for displaying weight, running data reports, and printing or downloading summary tickets.

920i® LIVESTOCK WEIGH CENTER



This Livestock Weigh Center features a built-in 920i indicator and ticket printer in a weatherproof enclosure.

920i LIVESTOCK WEIGHT INDICATOR



The 920i Livestock indicator can be supplied with group weighing or single animal rate of gain software. Equipped with a USB port, animal weight results can be transferred to a flash drive and uploaded to a PC database or spreadsheet.

482-AG LIVESTOCK DIGITAL WEIGHT INDICATOR



Rice Lake's dual-power 482-AG is the ideal Legal for Trade indicator for the ranch or farm, and is specifically programmed for group animal handling needs.

SALES AND TECHNICAL ASSISTANCE

RICE LAKE
WEIGHING SYSTEMS

HEADQUARTERS
230 West Coleman Street
Rice Lake, Wisconsin 54868 - USA
Tel: (715) 234 9171 | Fax: (715) 234 6967
www.ricelake.com